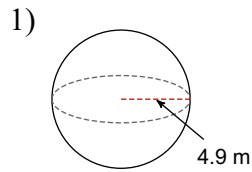
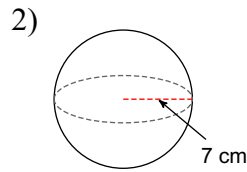


5.4 - Spheres

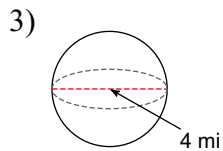
Find the surface area of each figure.



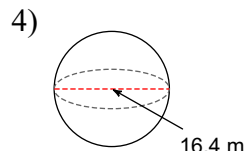
- A) $96\pi \text{ m}^2$ B) $110.6\pi \text{ m}^2$
 C) $122.7\pi \text{ m}^2$ D) $135.9\pi \text{ m}^2$



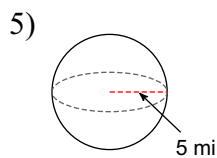
- A) $196\pi \text{ cm}^2$ B) $154\pi \text{ cm}^2$
 C) $134\pi \text{ cm}^2$ D) $258\pi \text{ cm}^2$



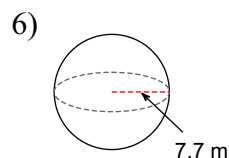
- A) $64\pi \text{ mi}^2$ B) $22\pi \text{ mi}^2$
 C) $16\pi \text{ mi}^2$ D) $13\pi \text{ mi}^2$



- A) $336.9\pi \text{ m}^2$ B) $269\pi \text{ m}^2$
 C) $396.7\pi \text{ m}^2$ D) $1075.8\pi \text{ m}^2$

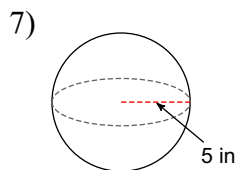


- A) $100\pi \text{ mi}^2$ B) $85\pi \text{ mi}^2$
 C) $143\pi \text{ mi}^2$ D) $60\pi \text{ mi}^2$

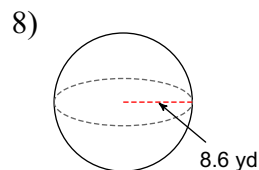


- A) $237.2\pi \text{ m}^2$ B) $311.8\pi \text{ m}^2$
 C) $324.5\pi \text{ m}^2$ D) $343.6\pi \text{ m}^2$

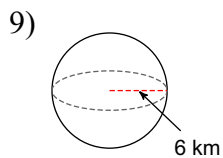
Find the volume of each figure.



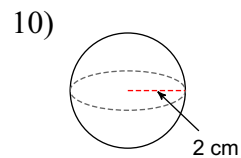
- A) $114.8\pi \text{ in}^3$ B) $111.9\pi \text{ in}^3$
 C) $166.7\pi \text{ in}^3$ D) $233.9\pi \text{ in}^3$



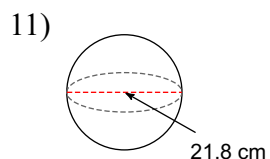
- A) $848.1\pi \text{ yd}^3$ B) $940\pi \text{ yd}^3$
 C) $898.8\pi \text{ yd}^3$ D) $716.9\pi \text{ yd}^3$



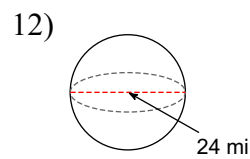
- A) $205\pi \text{ km}^3$ B) $363\pi \text{ km}^3$
 C) $288\pi \text{ km}^3$ D) $348\pi \text{ km}^3$



- A) $10.7\pi \text{ cm}^3$ B) $4\pi \text{ cm}^3$
 C) $8.1\pi \text{ cm}^3$ D) $13.4\pi \text{ cm}^3$



- A) $13813.6\pi \text{ cm}^3$
 B) $2544.8\pi \text{ cm}^3$
 C) $867.6\pi \text{ cm}^3$
 D) $1726.7\pi \text{ cm}^3$



- A) $2346\pi \text{ mi}^3$ B) $2708\pi \text{ mi}^3$
 C) $18432\pi \text{ mi}^3$ D) $2304\pi \text{ mi}^3$